

April 30, 2026

# Fund Fact Sheet

NEBRASKA  
LIQUID  
ASSET FUND

NLAF was established in 1988 to provide Nebraska public agencies and political subdivisions with professional investment services.

## NEBRASKA LIQUID ASSET FUND

Provides a short-term liquid portfolio rated AAAM<sup>4</sup> by S&P Global and permitted as an investment for Nebraska public agencies under Nebraska law.

## INVESTMENT OBJECTIVE

To earn a high rate of return while preserving principal, providing liquidity and seeking a stable NAV of \$1.00.

## INVESTMENT PHILOSOPHY

Through diligent market analysis and careful duration management, we can help public agencies, typically limited to a conservative investment universe, maximize their income potential while maintaining stability of principal and liquidity.

## FUND FACTS

As of April 30, 2026

Current 7-Day Net Yield <sup>1</sup>	3.39%
Monthly Distribution Yield <sup>2</sup>	3.39%
Weighted Average Maturity <sup>3</sup>	52 Days
Fund Rating <sup>4</sup>	AAAM by S&P Global

## SERVICE PROVIDERS

### Investment Adviser, Administrator:

\*PFM Asset Management

**Distributor:** U.S. Bancorp Investments, Inc.

**Depository and Custodian:** U.S. Bank, N.A.

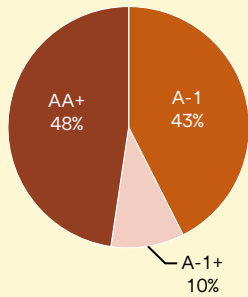
**Independent Audit Firm:** Ernst & Young LLP

**Legal Counsel:** Perry, Guthery, Haase & Gessford, P.C.

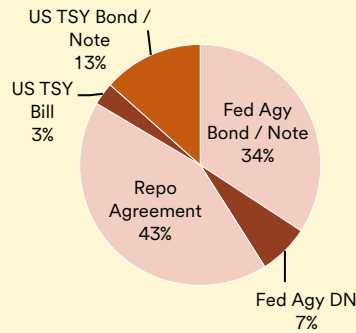
### Fund Diversification as of April 30, 2026

#### Credit Quality Distribution<sup>6</sup>

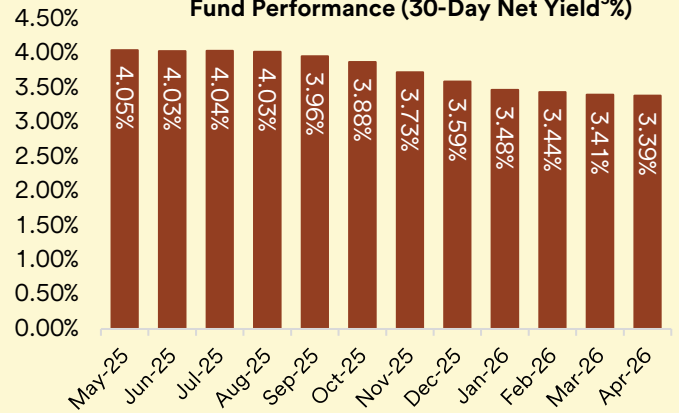
(S&P Global Ratings)



#### Sector Composition<sup>6</sup>



### Fund Performance (30-Day Net Yield<sup>5</sup>)



\*PFM Asset Management is a division of U.S. Bancorp Asset Management, Inc, which serves as administrator and investment adviser to the Fund.

<sup>1</sup> 7-day net yield, also known as the current annualized yield, represents the net change, exclusive of capital changes and income other than investment income, in the value of a hypothetical account with a balance of one share (normally \$1.00 per share) over a seven-day base period expressed as a percentage of the value of one share at the beginning of the seven-day period. This resulting net change in account value is then annualized by multiplying it by 365 and dividing the result by 7.

<sup>2</sup> The monthly distribution yield represents the net change in the value of a hypothetical account with a value of one share (normally \$1.00 per share) resulting from all dividends declared during a month by the Pool expressed as a percentage of the value of one share at the beginning of the month. This resulting net change is then annualized by multiplying it by 365 and dividing it by the number of calendar days in the month.

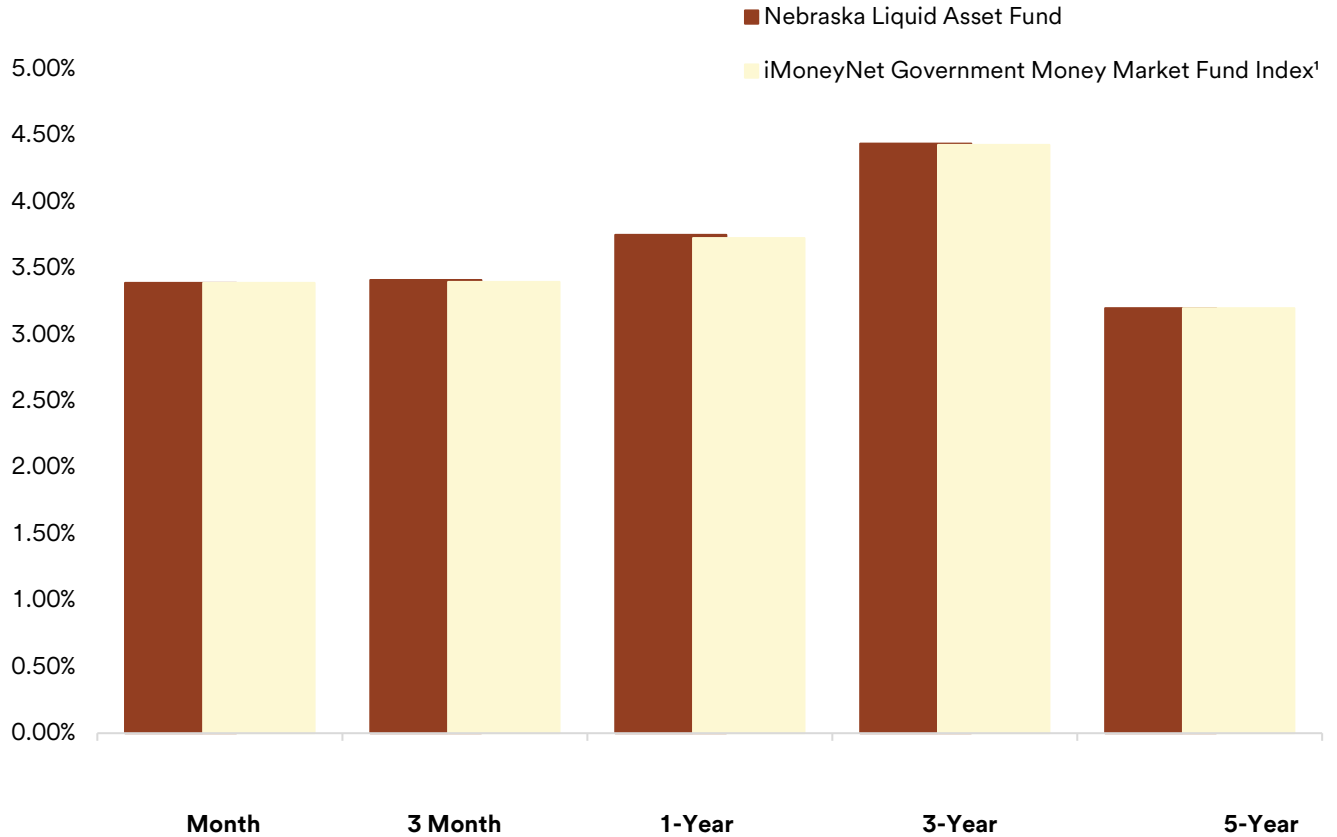
<sup>3</sup> Weighted Average Maturity: Calculated by the final maturity for a security held in the portfolio and the interest rate reset date. This is a way to measure a fund's sensitivity to potential interest rate changes.

<sup>4</sup> S&P Global AAAM Rating: S&P evaluates a number of factors, including credit quality, market price, exposure, and management. Please visit [SPGlobal.com/Ratings](https://www.spglobal.com/Ratings) for more information and ratings methodology.

<sup>5</sup> As of the last day of the month. The 30-day yield represents the net change, exclusive of capital changes and income other than investment income, in the value of a hypothetical account with a balance of one share (normally \$1.00 per share) over a thirty-day base period expressed as a percentage of the value of one share at the beginning of the thirty-day period. This resulting net change in account value is then annualized by multiplying it by 365 and dividing the result by 30.

<sup>6</sup> Percentages may not add to 100% due to rounding.

Average Annual Return as of April 30, 2026



	Month	3 Month	1-Year	3-Year	5-Year
Nebraska Liquid Asset Fund	3.39%	3.41%	3.75%	4.44%	3.20%
iMoneyNet Government Money Market Fund Index <sup>1</sup>	3.39%	3.40%	3.73%	4.43%	3.20%

**Must be preceded or accompanied by an Information Statement. For a current Information Statement, which contains more complete information, please visit <http://www.nlafpool.org/> or call 877-667-3523. Before investing, consider the investment objectives, risks, charges and expenses of the pool carefully. This and other information can be found in the Information Statement. Read the Information Statement carefully before you invest or send money.**

<sup>1</sup>Source: iMoneyNet Government Institutional Money Market Fund Average (iMoneyNet Government Money Market Fund Index); benchmark yields are as of the last business day of each month. This index is comprised of funds rated in the top grade that invest in high-quality financial instruments with dollar-weighted average maturities of less than 60 days. It is not possible to invest directly in such an index.

**Past performance does not guarantee future results.** Yields will fluctuate as market conditions change. The current fund performance may be higher or lower than that cited. The yields shown may reflect fee waivers by service providers that subsidize and reduce the total operating expenses of the Pool. Pool yields would be lower if there were no such waivers.

This information is for institutional investor use only, not for further distribution to retail investors, and does not represent an offer to sell or a solicitation of an offer to buy or sell any fund or other security. Investors should consider the Fund's investment objectives, risks, charges and expenses before investing in the Fund. This and other information about the Fund is available in the Fund's current Information Statement, which should be read carefully before investing. A copy of the Fund's Information Statement may be obtained by calling 1-877-667-3523 or is available on the Fund's website at [www.nlafpool.org](http://www.nlafpool.org). While the Fund seeks to maintain a stable net asset value of \$1.00 per share, it is possible to lose money investing in the Fund. An investment in local government investment pools, such as the Fund, are not insured or guaranteed by the Federal Deposit Insurance Corporation or any other government agency. Investments in a local government investment pool are subject to liquidity risk, which may impact the pool's ability to sell investments in a timely fashion or at near face value in order to fulfill a participant's redemption request. Such investments are also subject to market risk, issuer risk, and default risk. Participants may lose money by investing in a local government investment pool, such as the Fund. Shares of the Fund are distributed by U.S. Bancorp Investments, Inc., member FINRA ([www.finra.org](http://www.finra.org)) and SIPC ([www.sipc.org](http://www.sipc.org)). PFM Asset Management is a division of U.S. Bancorp Asset Management, Inc., which serves as administrator and investment adviser to the Fund. U.S. Bancorp Asset Management, Inc. is a direct subsidiary of U.S. Bank N.A. and an indirect subsidiary of U.S. Bancorp. U.S. Bancorp Investments, Inc. is a subsidiary of U.S. Bancorp and affiliate of U.S. Bank N.A.